

I can make a Pattern.






- 🍏 Students cut and paste to make AB, ABC, AAB & AABB patterns.
- 🍏 The pages can be used separately or stapled together with the cover to make a booklet.
- 🍏 To make a booklet copy one cover page for every 2 students. Cut in half and staple to top of worksheets. Once students complete all the pages (& cut off the lower pattern pieces) the cover will fit properly over the completed pages.



Name: _____

Date: _____

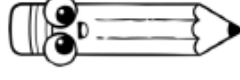

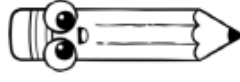


I can make a pattern



Name: _____

Date: _____

I can make a pattern

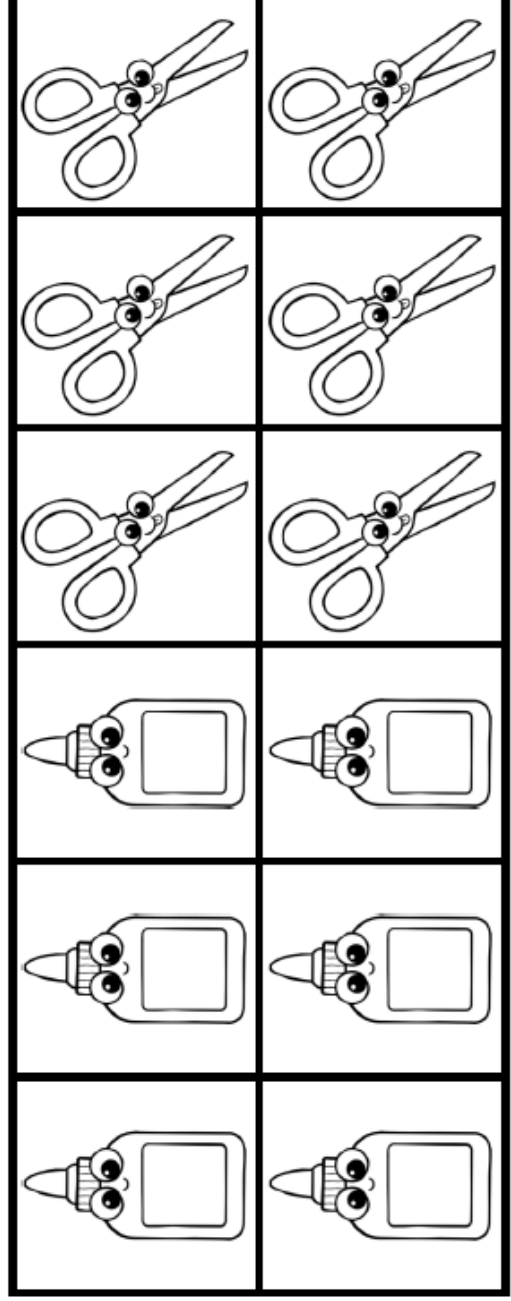


Name: _____

Date: _____

I can make an AB pattern.

--	--	--	--	--	--	--	--	--	--

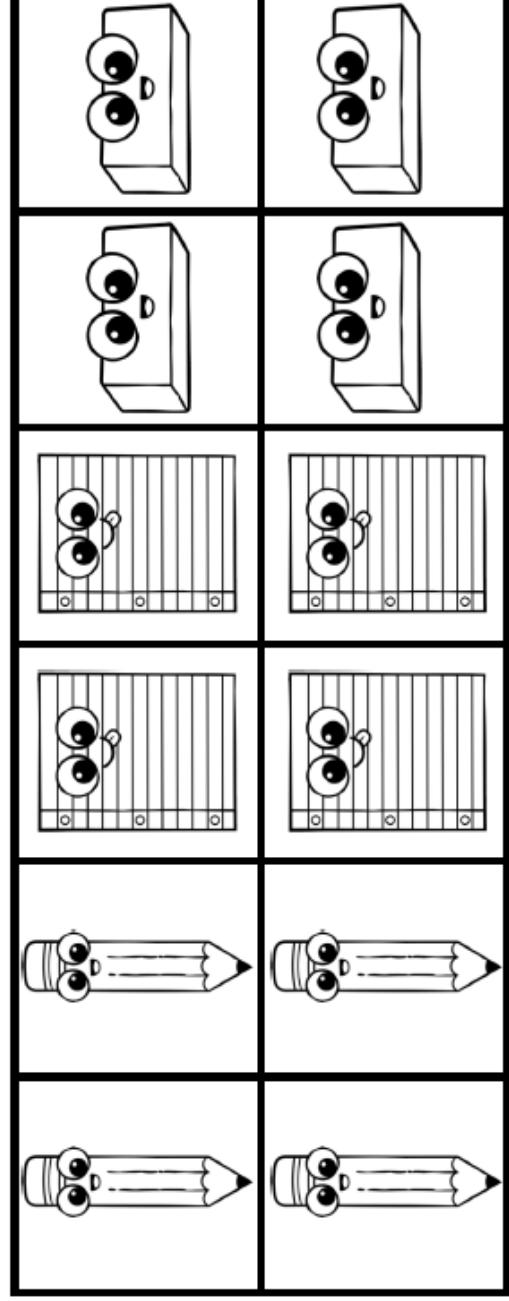


Name: _____

Date: _____

I can make an ABC pattern.

--	--	--	--	--	--	--	--	--	--

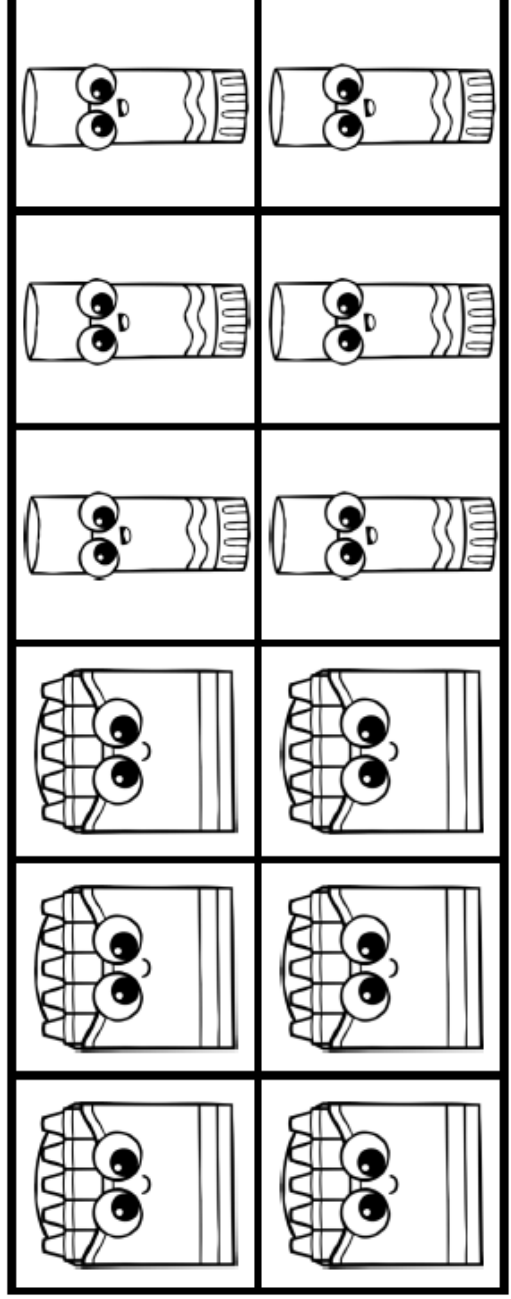


Name: _____

Date: _____

I can make an AAB pattern.

--	--	--	--	--	--	--	--	--	--



Name: _____

Date: _____

I can make an ABBB pattern.

--	--	--	--	--	--	--	--	--	--

